

**11<sup>TH</sup> HIGH WYCOMBE, HAZLEMERE**

---

**SCOUT TROOP**

**ANNUAL CAMP 1985**

***BIBLINS***

**ROSS-ON-WYE**

---

# CONTENTS



Page	2	Introduction.
"	3	Special Notes.
"	4	The Forest of Dean.
"	5	Relevant Dates.
	6-7	Kit List.
	8-9	Map of the Area.
	10-11	Wonders of Wydean.

---

## INTRODUCTION

### Annual Summer Camp 1985

- 1979 "Brigges Wood", New Forest.
- 1980 "Roeback Farm", Somerset.
- 1981 "Rock Farm", South Wales.
- 1982 "Kingsdown", Kent.
- 1983 "Cove", Isle of Wight.
- 1984 "Les Mainays", Guernsey C.I.

and now "Billins", Forestry Commission Campsite  
Ross-on-Wye.

This brochure is intended to answer many of the questions you are bound to have, such as where, what & when.

Should you have any further questions or queries, please do not hesitate to contact Skip on the phone & at the "Parents Open Evening" on the 9th July.





### SPECIAL NOTES

Each Scout is to have a stamped addressed postcard or letter with his home address on it, so that at least you will know that he has arrived safely. These will be posted on the Saturday after our arrival.

#### Emergency Telephone Number

The telephone number of the Warden is 0600 890207 who will pass any message on.

#### Address of Camp Site

Name of Scout, 11th High Wycombe (Hazlemere) Scout Troop, c/o Warden, Biblins Lodge, Whitchurch, Ross-on-Wye, Herefordshire.

#### Personal Kit

As space is at a premium, all personal kit is to be packed into a rucksack and will be carried. The exception is sleeping bags and hike boots/wellies which should be packed separately and clearly labelled. Sleeping bags, boots and personal hike tents should be brought to HQ on Thursday evening at 7.30 p.m. for packing into the van.

#### Travel

All the party will be travelling by coach.

#### Time

Times will be notified to you as soon as they are confirmed. The anticipated time of arrival at Hazlemere for the return journey will be mid afternoon Sunday 11th August.

#### Food

A packed lunch is required for the outward journey.

### Camp Competitions



Trophys



## AN INTRODUCTION TO THE ROYAL FOREST OF DEAN

The Forest of Dean is one of the most fascinating regions of England, and its isolation by two great rivers, the Severn and the Wye and the hilly nature of its terrain having preserved a pattern of life and land use different from that found in the rest of Gloucestershire.

It has the distinction of being a Royal Forest in which some of the local population have the rights to dig for minerals.

From time immemorial man has lived within the confines of the Forest of Dean; evidence of prehistoric man has been found in King Arthur's cave in Lords Wood, flints and remains of extinct animals have been estimated to go back to the year 80,000 B.C. Small camps of undetermined date are to be seen at Soudley, English Bicknor, Welshbury and Littledean. Defensive earthworks on promontories exist at Symonds Yat, Lancut and Lydney Park.

During the Roman occupation the Forest was extensively mined for iron ore and some of the workings of this and later date, locally known as "Scowles" are picturesque, though somewhat dangerous to the incautious. A short stretch of the Dean Roman Road is preserved at Blackpool Bridge near Blakeney. This road ran from Lydney to Mitcheldean and was constructed during the 1st and 2nd centuries. In Saxon times "Offa's Dyke" (circa 780 A.D.) was built to keep the Celts at bay and a portion of this can still be seen at Tidenham and Symonds Yat.

Later the Forest was a favourite hunting ground for Norman Kings; Wild Boar and Deer abounded in plenty for the "Chase". At first timber was of value mainly for the preservation of game cover, but in the course of time acquired new importance for iron smelting and shipbuilding, and, as the coal mining industry developed, for pit work.


The end of the 18th century saw the beginning of an intense industrial drive in the Dean; and by 1900 something like a million tons of coal a year were being raised. Tramroads and later railways served every part of the district. But it was not to last. Even before the 1914 war the decline had begun and in the period which followed, the age old iron industry became a thing of the past; coal mines too lost ground and today no coal is raised in the Dean except for a few pits where Free Miners still exercise their ancient rights.

Since 1923 the Forest of Dean has been entrusted to the care of the Forestry Commission which has since been actively engaged in maintaining it as a modern scientifically managed forest of 27,000 acres, wherein both felling and replanting goes on year after year in order to maintain a perpetual yield of timber.

Hand in hand with these aims goes the management of the area as a Forest Park for the benefit of the many varied enjoyments of thousands of visitors each year.



Half of the total area of the Forest will be maintained in the traditional style, with oak, beech and other broad-leaved trees. Here within a mile or so of some small town, or only a few yards from the main roads you may find that sylvan seclusion that the great woods alone can provide.



## CAMP DATES

TUESDAY	4TH	JUNE	BALANCE IN.
TUESDAY	9TH	JULY	PARENTS EVENING.
TUESDAY	23RD	JULY	ENGRAVING OF PLATES, UTENSILS ETC;
THURSDAY	1ST	AUG	LOAD VAN.
FRIDAY	2ND	AUG	DEPART.
SUNDAY	11TH	AUG	RETURN.

## KIT LIST

All items to have your name sewn in or engraved upon. (As all washable items may be visiting the laundrette this is most important.)

- WASHING KIT (In a plastic bag).  
2 Towels  
Flannel and Soap (In a soap dish).  
Toothbrush and Toothpaste.  
Brush and Comb.
- UTENSILS Knife, fork, spoon, tea spoon.  
Plate, bowl, mug. (Metal or plastic unbreakable).
- UNIFORM: Full Scout Uniform. (To be worn to camp).  
Coat Hanger with trouser bar.
- KNOCK ABOUT CLOTHES.  
1 pr. shorts, 1 pr. jeans/strong trousers or if preferred track suit, t. shirt.  
Weatherproof anorak/jacket.  
2 Warm sweaters.
- UNDERWEAR Sufficient for 10 days  
SOCKS " " " "  
HANDKERCHIEFS " " " "
- SHOES Comfortable walking shoes, plimsols/trainers,  
Wellies (If you wish).
- PYJAMAS  
SWIMMING TRUNKS.
- SLEEPING BAG AND GROUND SHEET.

KIT LIST CONTINUED.

SPECIALS

Torch and spare batteries.

Mini First Aid Kit.

Shoe Cleaning Kit.

Mending Materials (Housewife).

Note Book and Pencil.

Writing Paper and Envelopes.

Plastic Water Bottle. (For drinks on picnics and excursions).

Polythene Bags (For clean and dirty clothes).

Duffle Bag or Carry All for picnics - swimming gear, etc.

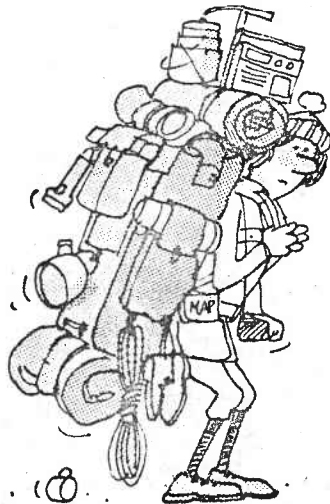
Sheathknife - This must be handed to SKIP as soon as you arrive. It will be returned when you participate in the appropriate project.

They must NOT be worn when wearing Scout uniform.

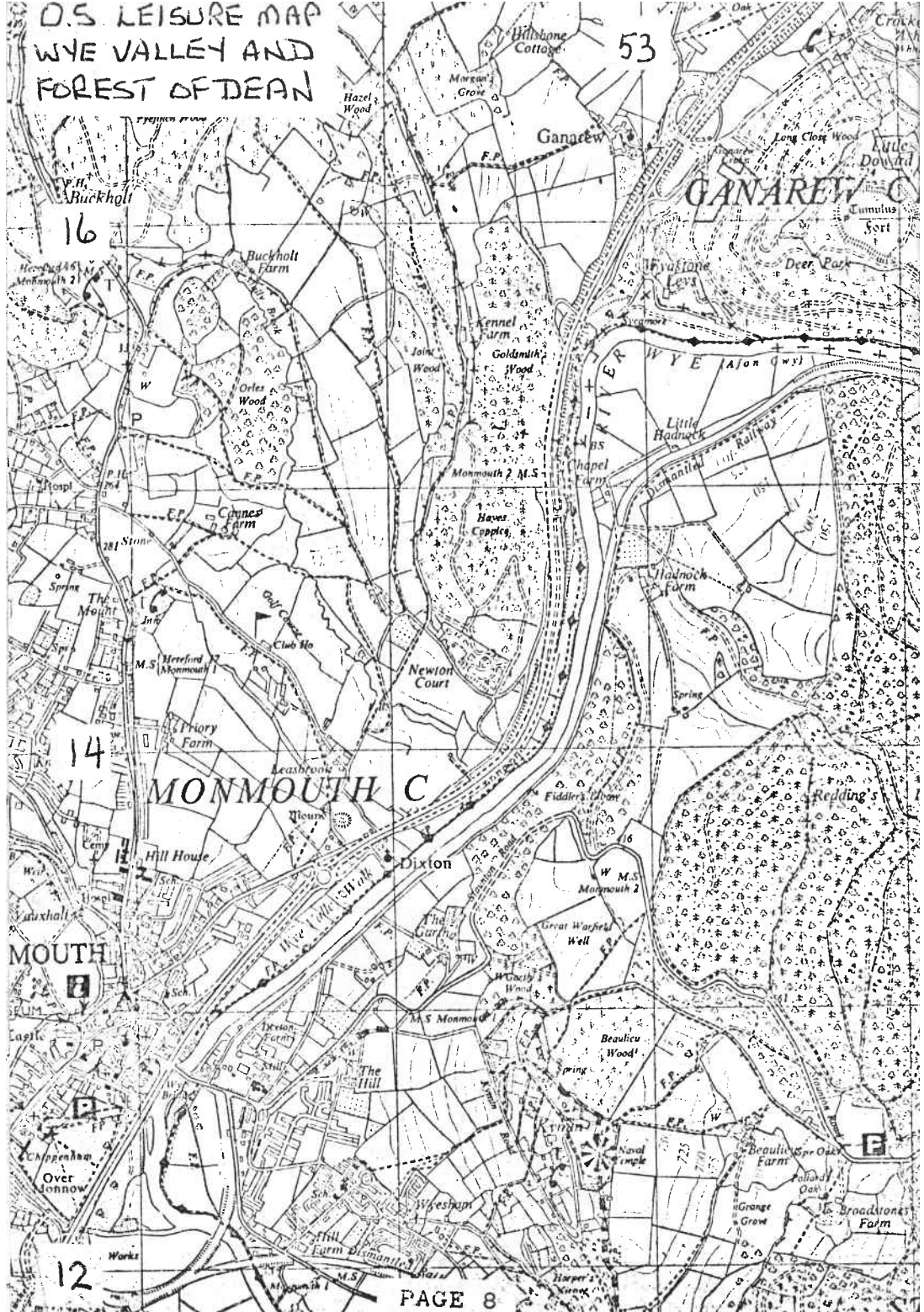
ALL KIT TO BE CAREFULLY  
PACKED INTO ONE RUCSAC, BE  
SELECTIVE, IF YOU NEED HELP  
OR ADVICE SEE ONE OF THE SCOUT  
LEADERS.

NOTE : - THAT SLEEPING BAGS WILL  
TRAVEL SEPERATELY.

One stamped addressed postcard.



# D.S. LEISURE MAP WYE VALLEY AND FOREST OF DEAN





55

Huntsham Hill

57

Great Down

Symonds

Cantley

Fern Bank

John's Mount

Redinhorne

Redhouse

ENGLISH B

Lord's Wood

CAMP SITE

Mailscot

Wood

Hillierland Farm

Hillierland

Blackthorns Farm

Sterts Farm

Shortstanding

Bracefield

Christchurch

Staunton

Ellis Readings Wood


Marian's Inclosure

Lower Berry Hill

# The Wonders Of Wyedean

## BEAUFORT AVIARIES

Devauden Green  
Gwent



See the world's rarest pheasants, set out in beautiful gardens commanding a view across some of the area's most attractive countryside.

Many species of tropical birds, peacocks, ducks & geese may be seen at Beaufort Aviaries. Rabbits and guinea pigs delight people of all ages.



## Dean Forest Railway

WINNERS OF SYKES  
MEMORIAL TROPHY  
FOR 1983



Headquarters of Dean Forest Railway the Norchard Steam Centre has been built, and is operated by volunteer railway enthusiasts on what was hitherto a long abandoned bramble infested old colliery site. It contains a large collection of full size railway locomotives, coaches and wagons, and is alongside the Lydney to Parkend Branch Line. There is a small station and yards of a mile of railway track where steam trains operate on many days throughout the year. It is intended to extend onto the adjacent branch line and eventually run trains over the whole 3 1/2 miles between Lydney and Parkend, the surviving remnant of a railway network which served all parts of the forest in its industrial past.

## Go down the mine at CLEARWELL CAVES Ancient Iron Mines



THE AWARD WINNING MINING MUSEUM  
& Caverns open to the public  
Geological samples and mining equipment  
on display with several vintage engines.

## The Falconry Centre



**"TIME FLIES WHEN YOU  
ENJOY A DAY OUT WITH US!"**

There's something to interest everyone at the Birds of Prey, Falconry and Falconry Centre at Newent - Wiltshire.

\* **Walk walk** - Park and photograph our trained birds of prey and enjoy free of charge.

\* **Flying ground** - See trained eagles, buzzards and falcons in flight.

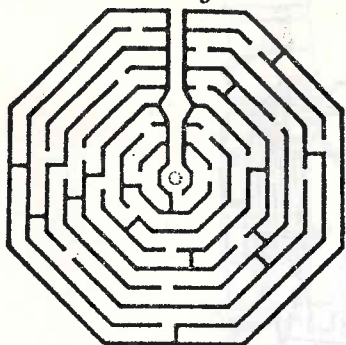
\* **Aviaries** - See birds building nests, incubating eggs and rearing young.

\* **Falconry museum** - See prints, models, displays, falconing equipment.

\* **Gift shop and falconry and raptor book shop** - for interesting souvenirs.

\* **Picnic area** - "Take a break" - Bigger car park - room for everyone!

**Jubilee Maze**  
at  
Symonds Yat West  
and  
**Museum of Mazes**




**Meet the Maze Makers**  
**LINDSAY AND EDWARD HEYES**  
Symonds Yat, Ross-on-Wye, Hfds.

Traditional Hedge Puzzle  
Stone Temple Centrepiece

**The World's only Maze Museum**

Garden setting designed by  
Chelsea Gold Medallist  
Viewing Platform adds to the fun

**LYDNEY PARK**




**LYDNEY PARK GARDENS,  
MUSEUMS AND DEER PARK**

- Extensive Rhododendron, Azalea and Flowering Shrub Gardens in Lakeland Valley.
- Garden around large Victorian House, home of Viscount and Viscountess Bledisloe. Magnolias and Daffodils. Fine views across the Severn
- Deer Park with magnificent trees and a herd of Fallow Deer. Picnics welcome. Dogs on leads.
- Roman Temple and Camp Site. Roman Museum of objects excavated on site (including famous Lydney Dog pictured above). New Zealand Museum.

**Clearwell  
Castle**

**Clearwell  
Forest of Dean**



England's first Neo-Gothic Mansion with  
a fascinating history.

**ATTRACTIONS INCLUDE:**  
Hornby Model Train Layout  
Veteran Cycle Museum  
Concord Exhibition  
Royal Doulton Display Exhibitions



**PUZZLE WOOD**

The original  
open iron workings  
Tea Gardens & Craft Shop  
Open: 11am - 7pm  
Closed Mondays except  
bank holidays.  
tel: (0594) 33187



Puzzle Wood is an area of Great Lamsquay Wood which has been transformed into tranquil woodland walks. It is an excellent chance to see fascinating ancient open iron workings in beautiful surroundings. A maze of paths with unique wooden

'of course ill  
MISS You  
darling'

